

Deutschlandmuseum

Leipziger Platz 7
10117 Berlin

Tel: +49 30 2000 90 300

info@deutschlandmuseum.de
www.deutschlandmuseum.de

Information for people with walking difficulties and wheelchair users

Information on accessibility was reviewed on October 24, 2024 as part of the quality criteria / system "Tourism for all".

Images of the building/object



Deutschlandmuseum

©Marina Rochel

Parking & public transport

External path



External path

©Marina Rochel

Width of the path: 250 cm

Length of the path: 25 m


The surface of the path is low in vibrations and easy to walk on (e.g. asphalt, narrow-jointed slabs, etc.).

Maximum longitudinal gradient of the path: 0 %

Parking & public transport

The Potsdamer Platz S-Bahn and U-Bahn station is approx. 200 m away. There are no parking spaces for people with disabilities in the immediate vicinity.

Entrance



Entrance

©Marina Rochel

Entrance area



Entrance area

©Marina Rochel



Entrance area

©Marina Rochel



Entrance area

©Marina Rochel

The entrance / access to the building is possible without steps.

The entrance door

Clear width of the passageway: 120 cm

Type of door: double leaf


The door is opened without using any force (lever handle, light barrier sensor, motion detector, etc.).

The WIDTH of the smaller manoeuvring area in front of / behind the door: 150 cm

The DEPTH of the smaller manoeuvring area in front of / behind the door: 150 cm


The threshold height: 0 cm

Passage Leipziger Platz – Erna–Berger–Str.



Passage Leipziger Platz – Erna–Berger–Str.

©Marina Rochel



Passage Leipziger Platz – Erna–Berger–Str.

©Marina Rochel

Width of the path: 300 cm

Length of the path: 30 m

The surface of the path is low in vibrations and easy to walk on (e.g. asphalt, narrow-jointed slabs, etc.).

Maximum longitudinal gradient of the path: 0 %

Input and output barrier




Input and output barrier

©Marina Rochel

There are barriers at the entrance and exit of the exhibition. However, these can be folded away so that the passage width is at least 90 cm.

Cash desk / Ticket counter

Counter/Cash Desk



Counter/Cash Desk

©Marina Rochel

The WIDTH of the manoeuvring space in front of the counter: 150 cm

The DEPTH of the manoeuvring space in front of the counter: 150 cm

The counter / cash desk is at its highest point 110 cm high.

The counter / cash desk is at its lowest point 110 cm high.

There is no other, equivalent communication possibility while in a sitting position.

Showrooms




Showrooms

©Marina Rochel



Showrooms

©Marina Rochel




Showrooms

Copyright David Weyand. All rights reserved



Showrooms

Copyright David Weyand. All rights reserved



Showrooms

©Deutschlandmuseum




Showrooms

©Deutschlandmuseum

Showroom/Hall

Showroom



Showroom

David Weyand



Showroom

©Marina Rochel



Showroom

©Marina Rochel



Showroom

©Marina Rochel

The width of the narrowest passageway in the room: 110 cm

Showroom 1th floor



Showroom 1th floor

©Marina Rochel



Showroom 1th floor

©Marina Rochel



Showroom 1th floor

©Marina Rochel



Showroom 1th floor

©Deutschlandmuseum

The width of the narrowest passageway in the room: 110 cm

Threshold/step/stairs

Stairs ground floor to first floor

Existing thresholds/steps: 20

The height of the thresholds/steps: 19 cm

The stairs are straight.

The staircase has a handrail on one side.

Threshold/step/stairs



Stairs upstairs to
ground floor

©Marina Rochel

Existing thresholds/steps: 20

The height of the thresholds/steps: 19 cm

The stairs are straight.

The staircase has a handrail on one side.

Elevator/lift



Elevator/lift

©Marina Rochel



Elevator/lift

©Marina Rochel



Elevator/lift

©Marina Rochel

The WIDTH of the manoeuvring space in front of the elevator when entering: 150 cm

The DEPTH of the manoeuvring space in front of the elevator when entering: 150 cm

Clear passage width of the elevator door: 90 cm

The WIDTH of the cabin inside: 110 cm

The DEPTH of the cabin inside: 220 cm

The WIDTH of the manoeuvring space in front of the elevator when exiting: 150 cm

The DEPTH of the manoeuvring space in front of the elevator when exiting: 150 cm

There is no horizontal control panel.

The control elements/control units are arranged as follows:

The HIGHEST position of the controls: 98 cm

The LOWEST position of the controls: 93 cm

The horizontal distance from the corner of the cabin to the first control element (central) is 105 cm.

Additional information only available in German: Elevator can only be used with service staff. Guests can obtain a telephone at the cash desk with which they can call a service employee for the elevator.

Ways



Ways

©Marina Rochel



Ways

©Marina Rochel

Length of the corridor/way/aisle: 400 m

Minimum width of the corridor/way/aisle: 110 cm

Existing passageways are at least 88 cm wide.

Additional information only available in German: Some of the paths are not easy to walk and drive on due to the surface conditions.

Door

Door

Clear width of the passageway: 90 cm

Type of door: single leaf

The WIDTH of the smaller manoeuvring area in front of / behind the door: 150 cm

The DEPTH of the smaller manoeuvring area in front of / behind the door: 150 cm

The threshold height: 1 cm

Additional information only available in German: Access to the elevator by staff only

Door from exhibition 1. OG To the elevator vestibule

Clear width of the passageway: 110 cm

Type of door: single leaf

The door is opened by a service technician.

The WIDTH of the smaller manoeuvring area in front of / behind the door: 150 cm

The DEPTH of the smaller manoeuvring area in front of / behind the door: 150 cm

The threshold height: 0 cm

Additional information only available in German: Access to the elevator by staff only


Shop



Shop

©Marina Rochel

Shop




Shop

©Marina Rochel

The width of the narrowest passageway in the room: 100 cm

There is no seating available.

Public toilet



Public toilet

©Marina Rochel

Public toilet



Public toilet

©Marina Rochel



Public toilet

©Marina Rochel

Door to public toilet

Clear width of the passageway: 90 cm

Type of door: single leaf

The door is opened requiring the users own effort.

The smaller manoeuvring area in front of / behind the door is 150 cm deep an 150 cm wide.

The threshold height: 0 cm

The door opens outwards.

The toilet door can be opened without a key.

Toilet/WC

There is a uni-sex toilet.

There is a toilet available for people with disabilities.

The depth of the toilet bowl: 70 cm

The WIDTH of the manoeuvring space left of the toilet: 81 cm

The DEPTH of the manoeuvring space left of the toilet: 70 cm

The WIDTH of the manoeuvring space right of the toilet: 112 cm

The DEPTH of the manoeuvring space right of the toilet: 70 cm

The WIDTH of the manoeuvring space in front of the toilet: 150 cm

The DEPTH of the manoeuvring space in front of the toilet: 150 cm

The height of the toilet seat: 40 cm

There is a grab rail on the left side of the toilet.

The height of the left grab rail: 88 cm

The length of the left grab rail: 85 cm

The grab rail on the left of the toilet can be flipped-up.

There is a grab rail on the right side of the toilet.

The height of the right grab rail: 88 cm

The length of the right grab rail: 85 cm

The grab rail on the right of the toilet can be flipped-up.

There are grab rails available on the right and left of the toilet.

The distance between the left and right grab rail is 70 cm.

Washbasin/sink

The WIDTH of the manoeuvring space in front of the sink: 150 cm

The DEPTH of the manoeuvring space in front of the sink: 150 cm

The height of the sink (front upper edge): 82 cm

The sink is wheelchair compatible at a height of 67 cm and a depth of at least of 30 cm.

The mirror can be seen while standing or sitting.

Corridor in front of toilets and lockers

Length of the corridor/way/aisle: 10 m

Minimum width of the corridor/way/aisle: 170 cm

Existing passageways are at least 88 cm wide.

Aids

Alarm/Aids

Assistance dogs (companion dogs, guide dogs etc.) are allowed in all relevant areas/rooms of the establishment/offer.