

Deutschlandmuseum

Leipziger Platz 7
10117 Berlin

Tel: +49 30 2000 90 300

info@deutschlandmuseum.de
www.deutschlandmuseum.de

Information for visually impaired and blind people

Information on accessibility was reviewed on October 24, 2024 as part of the quality criteria / system "Tourism for all".

Images of the building/object



Deutschlandmuseum

©Marina Rochel

Parking & public transport

External path



External path

©Marina Rochel

Width of the path: 250 cm

Length of the path: 25 m

The sidewalk marking is visually rich in contrast. The sidewalk boundary can be detected tactilely.

Parking & public transport

The Potsdamer Platz S-Bahn and U-Bahn station is approx. 200 m away. There are no parking spaces for people with disabilities in the immediate vicinity.

Entrance



Entrance

©Marina Rochel

Entrance area




Entrance area

©Marina Rochel



Entrance area

©Marina Rochel



Entrance area

©Marina Rochel

The entrance area is visually contrasted to its surrounding area.

The entrance area is recognizable by a tactile change of floor covering.

The entrance door


Type of door: double leaf

The door is opened without using any force (lever handle, light barrier sensor, motion detector, etc.).

The door or door frame is visually contrasted to its surroundings.


Glass doors are marked with safety markings at a height of 40–70 cm and 120–160 cm.

Passage Leipziger Platz – Erna–Berger–Str.



Passage Leipziger Platz – Erna–Berger–Str.

©Marina Rochel



Passage Leipziger Platz – Erna–Berger–Str.

©Marina Rochel

Width of the path: 300 cm

Length of the path: 30 m

The sidewalk boundary can be detected tactilely.

Input and output barrier




Input and output barrier

©Marina Rochel

There are barriers at the entrance and exit of the exhibition. However, these can be folded away so that the passage width is at least 90 cm.

Cash desk / Ticket counter

Counter/Cash Desk



Counter/Cash Desk

©Marina Rochel

The walkway from the entrance door to the counter is not marked with visually contrasting markings (e.g. carpet).

The walkway from the entrance door to the counter is not marked by tactile markings (e.g. floor indicators).

The cash register display/price indication at the register is not easily recognizable (e.g. large and swiveling).

Showrooms



Showrooms

©Marina Rochel



Showrooms

©Marina Rochel



Showrooms

Copyright David Weyand. All rights reserved



Showrooms

Copyright David Weyand. All rights reserved



Showrooms

©Deutschlandmuseum




Showrooms

©Deutschlandmuseum

Showroom/Hall

Showroom



Showroom

David Weyand



Showroom

©Marina Rochel



Showroom

©Marina Rochel



Showroom

©Marina Rochel

The main "walkways" are not visually rich in contrast.

The main "walkways" are not tactilely detectable in the room.

There are hindrances, e.g. protruding objects present in the room.

Hindrances: Ausstellungsstücke

Showroom 1th floor



Showroom 1th floor

©Marina Rochel




Showroom 1th floor

©Marina Rochel



Showroom 1th floor

©Marina Rochel



Showroom 1th floor

©Deutschlandmuseum

The main "walkways" are not visually rich in contrast.

The main "walkways" are not tactilely detectable in the room.

There are hindrances, e.g. protruding objects present in the room.

Hindrances: Ausstellungsstücke

Threshold/step/stairs

Stairs ground floor to first floor

Existing thresholds/steps: 20

The height of the thresholds/steps: 19 cm

The stairs are straight.

The staircase has a handrail on one side.

The handrails are not horizontally extended at the beginning and at the end of the staircases.

There is no tactile information about the floor available at the beginning and end of the flights of stairs.


The steps are not visually rich in contrast.

There is no visual contrast between the flooring and the stairways.

There is no tactile contrast between the flooring and the stairways.

The stairs are not well lit and glare-free.

Threshold/step/stairs



Stairs upstairs to
ground floor

©Marina Rochel

Existing thresholds/steps: 20

The height of the thresholds/steps: 19 cm

The stairs are straight.

The staircase has a handrail on one side.

The handrails are not horizontally extended at the beginning and at the end of the staircases.

There is no tactile information about the floor available at the beginning and end of the flights of stairs.

At least the first and last steps have visually rich contrasting edges on the horizontal and vertical surfaces of the steps.

There is no visual contrast between the flooring and the stairways.

There is no tactile contrast between the flooring and the stairways.

The stairs are well lit and glare-free.

Elevator/lift



Elevator/lift

©Marina Rochel



Elevator/lift

©Marina Rochel



Elevator/lift

©Marina Rochel

The elevator is well lit and glare-free.

There is no horizontal control panel.

The operating controls and the signage are not visually rich in contrast.

The operating controls and the signage are not tactilely detectable.

The signposting is not available in Braille.

The break position is announced by spoken commands.

Additional information only available in German: Elevator can only be used with service staff. Guests can obtain a telephone at the cash desk with which they can call a service employee for the elevator.

Ways



Ways

©Marina Rochel



Ways

©Marina Rochel

Length of the corridor/way/aisle: 400 m

There are hindrances, e.g. objects protruding into the path.

Hindrances: Ausstellungsstücke

Additional information only available in German: Some of the paths are not easy to walk and drive on due to the surface conditions.

Door

Door

Type of door: single leaf

The door or door frame is visually contrasted to its surroundings.

Glass doors are marked with safety markings at a height of 40–70 cm and 120–160 cm.

Additional information only available in German: Access to the elevator by staff only

Door from exhibition 1. OG To the elevator vestibule

Type of door: single leaf

The door is opened by a service technician.

The door or door frame is visually contrasted to its surroundings.

Glass doors are marked with safety markings at a height of 40–70 cm and 120–160 cm.

Additional information only available in German: Access to the elevator by staff only


Shop



Shop

©Marina Rochel

Shop




Shop

©Marina Rochel

There are no hindrances, e.g. protruding objects present in the room.

Public toilet



Public toilet

©Marina Rochel

Public toilet



Public toilet

©Marina Rochel



Public toilet

©Marina Rochel

Door to public toilet

Type of door: single leaf

The door is opened requiring the users own effort.

The door or door frame is visually contrasted to its surroundings.

Corridor in front of toilets and lockers

Length of the corridor/way/aisle: 10 m

There are no hindrances, e.g. objects protruding into the path.

Aids

Alarm/Aids

Assistance dogs (companion dogs, guide dogs etc.) are allowed in all relevant areas/rooms of the establishment/offer.

Operating elements / guidance system

Visual and tactile design