

Deutschlandmuseum

Leipziger Platz 7
10117 Berlin

Tel: +49 30 2000 90 300

info@deutschlandmuseum.de
www.deutschlandmuseum.de

Information for guests with cognitive impairments

Information on accessibility was reviewed on October 24, 2024 as part of the quality criteria / system "Tourism for all".

Images of the building/object



Deutschlandmuseum

©Marina Rochel

Parking & public transport

External path



External path


©Marina Rochel

There is an uninterrupted guidance system.

Parking & public transport

The Potsdamer Platz S-Bahn and U-Bahn station is approx. 200 m away. There are no parking spaces for people with disabilities in the immediate vicinity.

Entrance



Entrance

©Marina Rochel

Entrance area




Entrance area

©Marina Rochel



Entrance area

©Marina Rochel




Entrance area

©Marina Rochel

The name or logo of the establishment/facility is clearly recognizable from the outside.

Passage Leipziger Platz – Erna–Berger–Str.



Passage Leipziger Platz – Erna–Berger–Str.

©Marina Rochel



Passage Leipziger Platz – Erna–Berger–Str.

©Marina Rochel

There is an uninterrupted guidance system.

Input and output barrier




Input and output barrier

©Marina Rochel

There are barriers at the entrance and exit of the exhibition. However, these can be folded away so that the passage width is at least 90 cm.

Cash desk / Ticket counter

Counter/Cash Desk



Counter/Cash Desk

©Marina Rochel

The counter/checkout counter is directly visible from the entrance door.

Showrooms




Showrooms

©Marina Rochel




Showrooms

©Marina Rochel



Showrooms

Copyright David Weyand. All rights reserved



Showrooms

Copyright David Weyand. All rights reserved



Showrooms

©Deutschlandmuseum



Showrooms

©Deutschlandmuseum

Showroom/Hall

Showroom



Showroom

David Weyand



Showroom

©Marina Rochel



Showroom

©Marina Rochel



Showroom

©Marina Rochel

Showroom 1th floor



Showroom 1th floor

©Marina Rochel



Showroom 1th floor

©Marina Rochel



Showroom 1th floor

©Marina Rochel



Showroom 1th floor

©Deutschlandmuseum

Elevator/lift



Elevator/lift

©Marina Rochel



Elevator/lift

©Marina Rochel



Elevator/lift

©Marina Rochel

The operating controls or the signage are neither pictorial nor color-coded.

Additional information only available in German: Elevator can only be used with service staff. Guests can obtain a telephone at the cash desk with which they can call a service employee for the elevator.

Ways



Ways

©Marina Rochel



Ways

©Marina Rochel

Length of the corridor/way/aisle: 400 m

The objective of the path is within sight.

Additional information only available in German: Some of the paths are not easy to walk and drive on due to the surface conditions.

Door


Door

Glass doors are marked with safety markings at a height of 40–70 cm and 120–160 cm.

Door from exhibition 1. 0G To the elevator vestibule

Glass doors are marked with safety markings at a height of 40–70 cm and 120–160 cm.

Public toilet



Public toilet

©Marina Rochel

Corridor in front of toilets and lockers

Length of the corridor/way/aisle: 10 m

The objective of the path is within sight.

Aids

Alarm/Aids